



# Safe Handling of Escaped Animals in the Cabin: Best Practice

*Evidence suggests that the number of incidents of live animals escaping in the cabin is increasing. The impact of this can threaten cabin safety, be intimidating for passengers and crew, and represent a potential health risk from bites, stings and animal-borne diseases. These guidelines are designed to help if you encounter live animals on-board an aircraft. The undeclared carriage of live animals breaches airline conditions of carriage*

*and often these animals are being smuggled by wildlife traffickers in contravention of national and international regulations.*

*If you see or suspect a live animal has escaped in the cabin or hold, you should report it to your P.I.C. as soon as possible but do not touch the animal until you have read this guidance.*

## If you find something - stay calm and do not put yourself or others at risk

**Do not take unnecessary risks**

**Contain where possible, try and observe where you can't**

**Don't handle any animal unless you believe it is necessary or safe to do so**

**Move passengers away slowly and be cautious of sudden changes to weight distribution**

**Inform the station managers of your need for experts at arrival**

## Assess the situation

- What is it?
- Is it alone or are there more than one?
- Does it pose an immediate risk?
- Does it belong to anyone?
- Is it calm/quiet/afraid/aggressive?
- Where is it?
- Is it completely contained (locked in the toilet or in a container)?
- If it is, leave it and do not let anyone access the area
- If it is still and not an immediate risk you may be able to leave it and watch it.

**If anyone is bitten or stung and the animal is dead, retain the body so that medical professionals know what treatment is required.**

## Prevention

**Do not leave aircraft doors open and unattended for extended periods**

**Check the cabin before passenger embarkation and departure**

**Investigate and report anything suspicious as soon as possible.**

# Live animals may be brought onto an aircraft on passengers or hidden in their luggage. What to look out for:

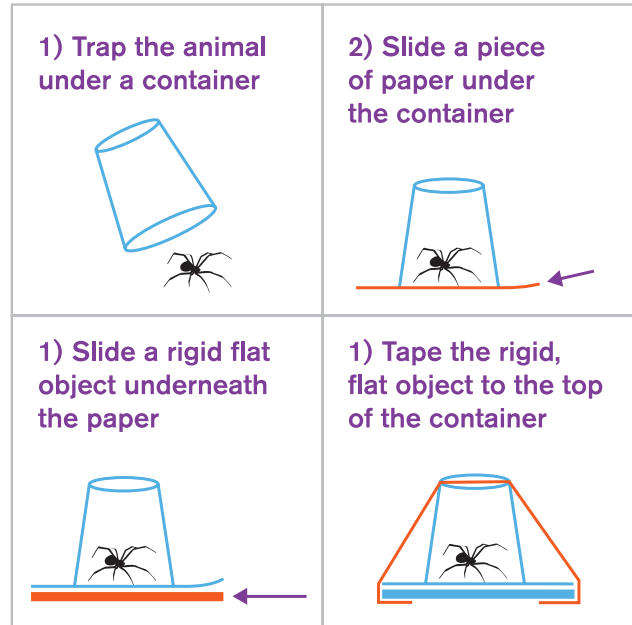
Luggage that moves, smells or makes a noise

Passengers who don't eat or move, are very nervous, smell unusual, wear baggy clothing

### Small animals:

Place container (preferably transparent e.g. drinking glass/plastic box) over the top of the animal (1), slide a piece of paper underneath (2) and a rigid flat object beneath this (3). Tape the rigid base to the top of the container (4).

For small insects you may be able to seal with plastic film.







### Larger animals:

If the container method is not feasible, it may be possible to place a blanket or coat over the animal so that you can try to catch it without touching it.

Drop the animal in a larger container (solid) and secure. Place in the toilet and lock the door.

A calm snake may be willing to enter a dark bag held open in front of them. Wear gloves and do not place yourself at risk.

## Most common types of animals found on aircraft:

 <b>Spiders</b>	 <b>Scorpions</b>	 <b>Rodents</b>	 <b>Snakes</b>
Most are not dangerous	All can sting	Good chewers	All can bite
<i>Be careful of...</i> <b>Bites</b> can be extremely venomous <b>Hairs</b> can cause irritation <i>Containment:</i> <b>Plastic container</b> (bin, glass, ice bucket etc.) with lid <b>Well sealed cardboard box</b> <i>Safety equipment</i> <b>Gloves</b>	<i>Be careful of...</i> <b>Stings</b> can be extremely venomous <i>Containment:</i> <b>Plastic container</b> (bin, glass, ice bucket etc.) with lid <b>Well sealed cardboard box</b> <i>Safety equipment</i> <b>Gloves</b>	<i>Be careful of...</i> <b>Bites</b> risk of disease <b>Chewing of equipment</b> <i>Containment:</i> <b>Plastic container</b> (bin, glass, ice bucket etc.) with lid !!! can chew through cardboard, thin plastic, cloth <i>Safety equipment</i> <b>Gloves</b>	<i>Be careful of...</i> <b>Bites</b> some are venomous <b>Squeezing</b> dangerous in large specimens <i>Containment:</i> <b>Plastic container</b> (bin, glass, ice bucket etc.) <b>Cloth bag</b> (knot or tied at top). Can bite through bag so only handle this above the knot. Place in other container. <i>Safety equipment</i> <b>Gloves</b> <b>Goggles</b>

